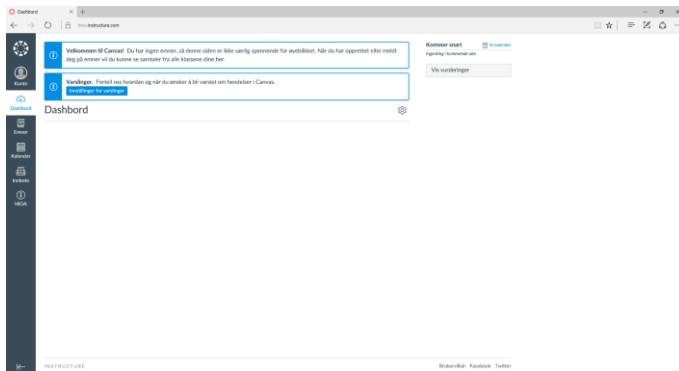


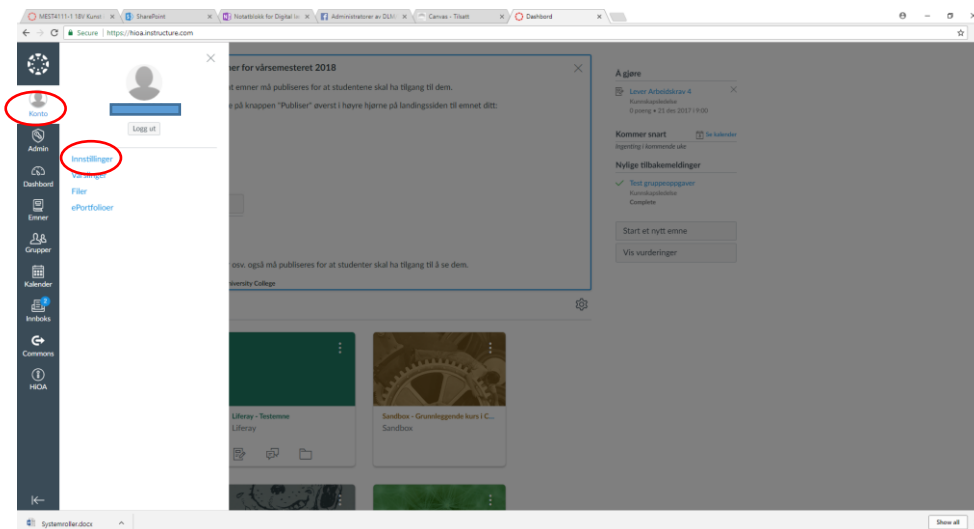
Welcome to HiOA-Get startet with Canvas!

How to change the language settings from Norwegian to English – 4 steps

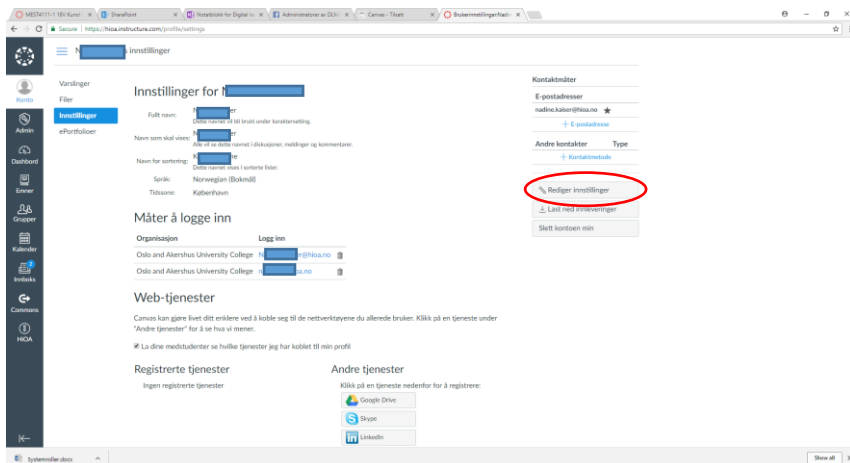
You have entered Canvas. All buttons, boxes and texts are in Norwegian. We will now change the Language setting from Norwegian to English.



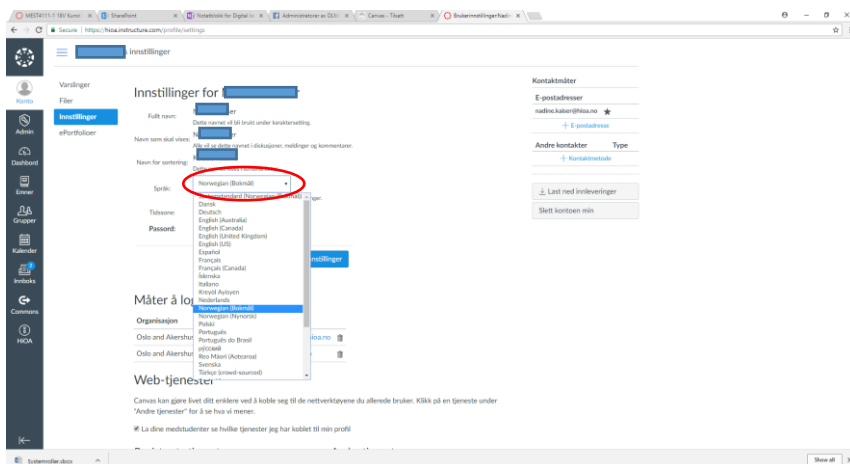
Step 1: Go to “Konto” (for Account) and choose «innstillinger» (for Settings).



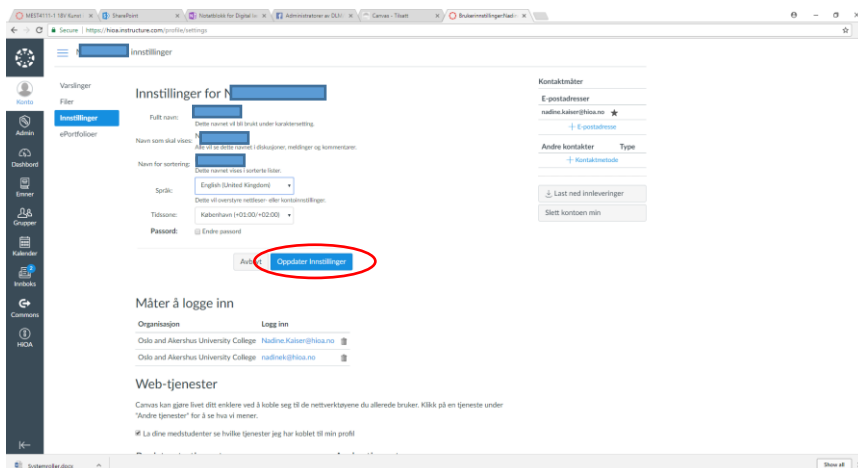
Step 2: Navigate to the button «Rediger innstillinger» (for Edit settings) on the right hand side and click on the button



Step 3: Go to the the roll tab «Språk» (for Language) and choose English



Step 4: You can now update your Language setting by pressing on the blue button «Oppdater innstillinger» (for Update settings)



You are done! All the information on you Canvas- Dashboard is now displayed in English!

Dashboard

https://instructure.com

Account

Dashboard

Dashboard

Welcome to Canvas! You don't have any courses, so this page won't be very exciting for now. Once you've created or signed up for courses, you'll start to see conversations from all of your classes.

Notifications. Tell us how and when you would like to be notified of events in Canvas.

Coming up
Nothing for the next week

View Grades

INSTRUCTURE

Terms of Service Facebook Twitter